


Step by step guide: OpenAccess Alerts

2016 Australian Deaf Games Edition!

Keep the games info in your pocket! OpenAccess Alerts will give you: official results, social events, sports updates, maps of Adelaide. Conexu is a proud sponsor of the 17th Australian Deaf Games.

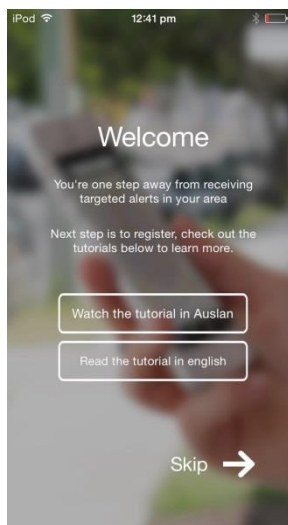
1 Download the app



OpenAccess Alerts is free to download.

Tip: We recommend downloading the app on a Wi-Fi connection.

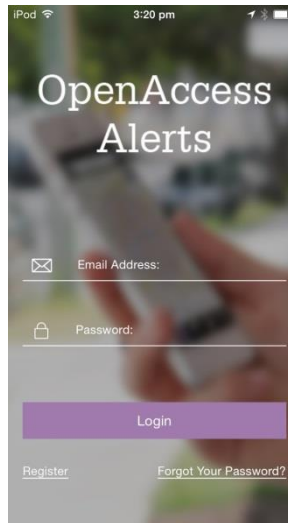
Open the App Store or Google Play on your smart device, search for 'OpenAccess Alerts' and download.



Welcome screen

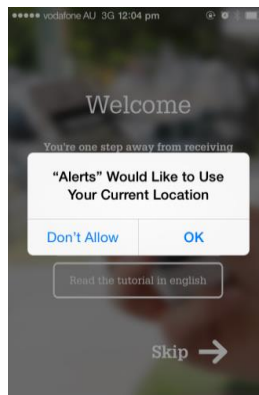
When you open the app you will see a welcome message with the option to view more information on how to use OpenAccess Alerts. To skip this and begin using the app, tap 'skip.'

2 Register your details



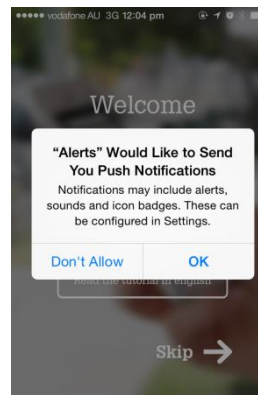
After you've downloaded the app, a screen will appear asking you to log in or register. Once signed up, you'll be prompted to log in with the information you registered and you're ready to go!

3 Request for location and push notifications



Location request

A pop up screen will appear, requesting the use of your current location. The app delivers content that is based on your location. Tap 'OK' to progress to the next step.

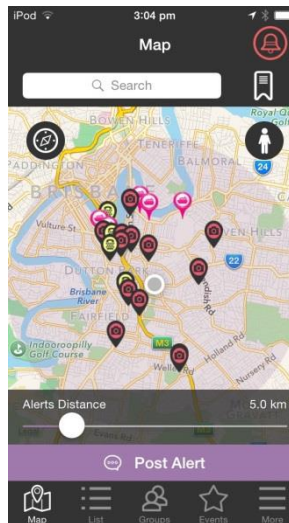


Push notifications

Another pop up box will appear with a request to send push notifications. This means you'll receive a message on your device when a special Games announcement has been posted. Tap 'OK' to progress to the next step.

4

View alerts for the Games!



View alerts

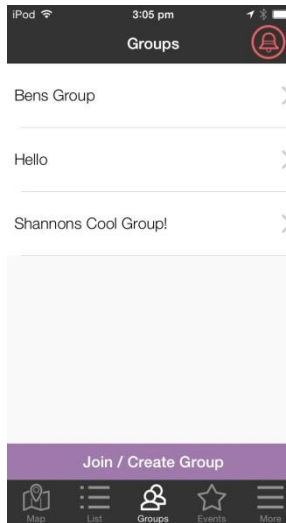
To view an alert, simply tap an alert icon on the map and the alert text will appear.



Get all ADG updates

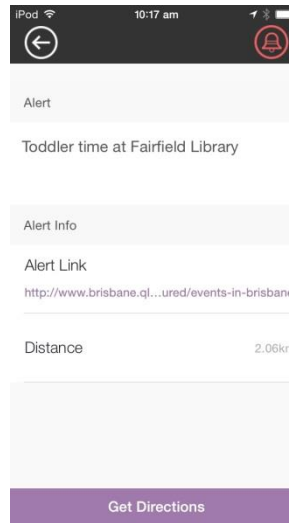
To access all the Games updates, tap 'events,' then 'select,' and choose 'Australian Deaf Games 2016.'

NEW app features to try!



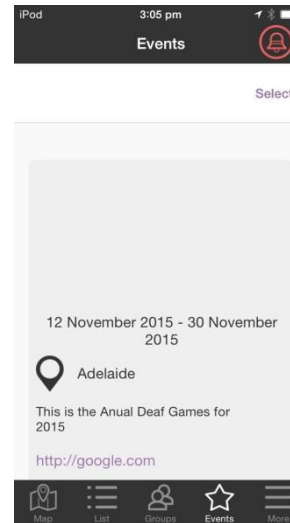
Join or create groups

If your friends have the app you can view and send posts only to each other. Tap 'groups' to view or create a group.



Get directions to an alert

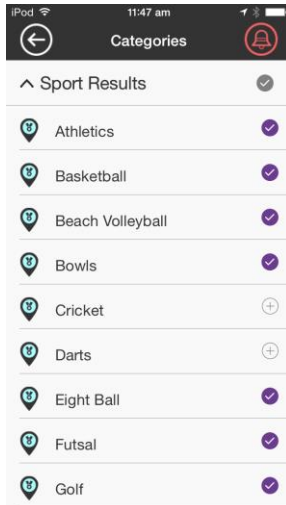
Find your way to an alert, like the next sports event or find your friends. Tap 'lists,' select the alert you want to get to, and then tap 'get directions.'



Post alert

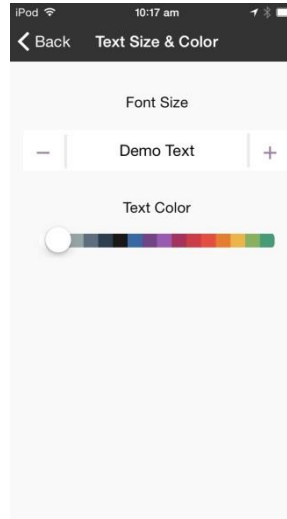
Keep others informed. Tap 'post alert' on the map screen, set the alert distance and tap 'next.' Enter details, and then tap 'post alert.'

More great features for the ADG 2016!



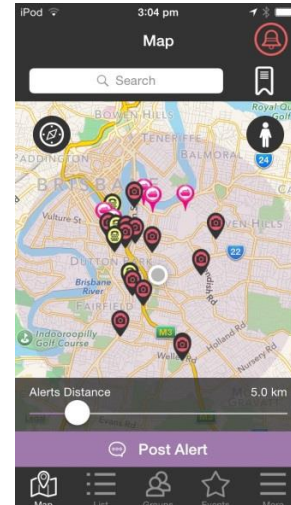
Choose sports alerts

Select the sports you want to see. Tap 'more' and then 'alert categories' to choose what you want to appear.



Change the text

You can change alert text size and colour to suit you. Tap 'more,' 'settings,' then text size and colour'.



Need help?

Tap on the red bell icon button for assistance.

Enjoy the Games!